Micro-Ohmmeter
Type VG-CS-Fern-BT

- ✔ Remote control for micro-ohmmeters
- ✔ Easy connection via dongle
- ✔ Operation via Android devices
- ✔ Measurement data can be sent out

Technical Description

The remote control type “VG-CS-Fern-BT” for the “VG-CSx00” micro-ohmmeter series allows to remote control the system by Android based mobile phones or tablets.

All micro-ohmmeters, including older devices, can be remote controlled.

This remote control dongle is an Android based device for Android 5.0 based systems and up.

The dongle is connected to the micro-ohmmeter via the remote control connector on the front panel.

The Android app is loaded free of charge at Googles “Play Store”. After loading and installing, the micro-ohmmeter is ready to accept remote control commands.

The measurement data may be read out and send out by e-mail or any other messenger program as a CSV-File.

MOSTEC
Swiss Electronics

info@mostec.ch
Telephone +41 61 921 40 90

Technical Data

Standard:	Bluetooth 4.1
FCC:	Contains Transmitter Module FCC ID: T9JRN4020
Tx Power:	+7.5 dBm
Ambient temperature:	-30°C…+60°C
Humidity:	Max. 95% non condensing
Operation range:	25m typical, up to 100m with visual contact
Dimensions:	L x D: 65 x 20mm
Weight:	33g
Options:	Fully featured by the VG-CS-WIN+ software
Warranty:	2 years

Manual

Plug the VG-CS-Fern-BT dongle into the remote control port on the front panel. Download the free Mostec Microohmmeter control Android App from Google's Play-Store to your mobile phone device and connect it with Bluetooth to the remote control dongle VG-CS-Fern-BT.



Click on "scan" and then select "MOM Remote"

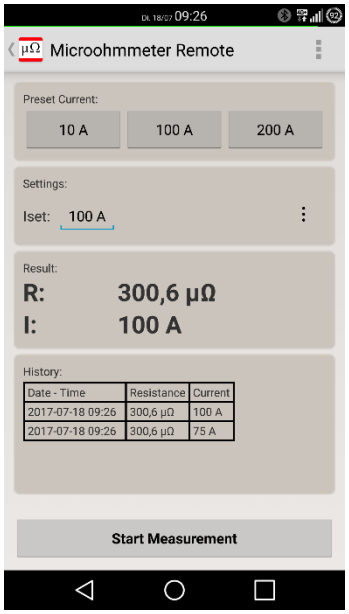

Set the "Preset Current" to three different, often used measuring currents.

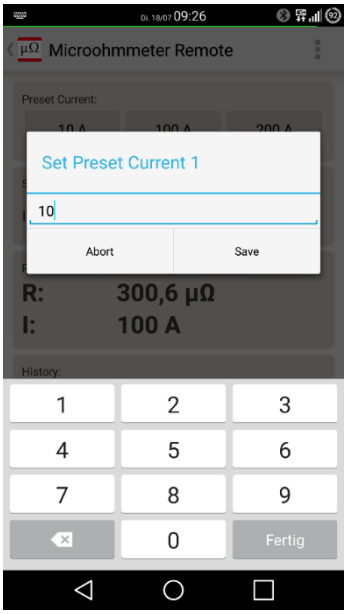

If you press and hold the respective button, a window opens to enter the requested measuring current.

MOSTEC
Swiss Electronics

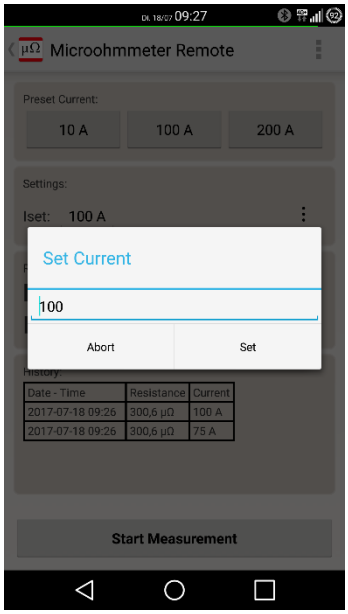

The actual measured current can be changed with "Settings".

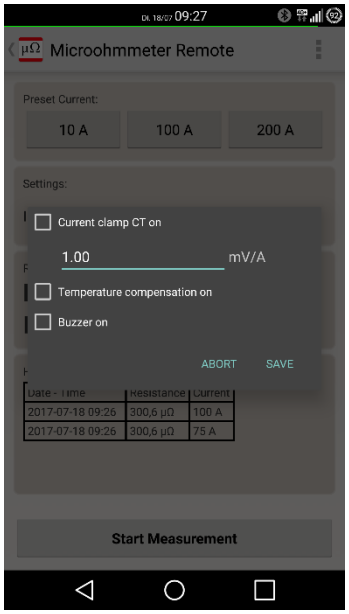

Various parameters can be set: current clamp sensitivity, temperature compensation or a buzzer.

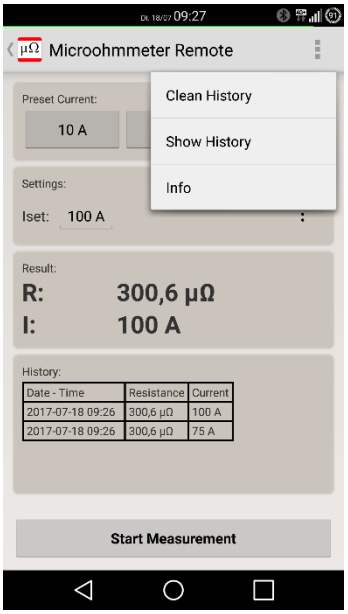

With "Start Measurement" the measurement is triggered.

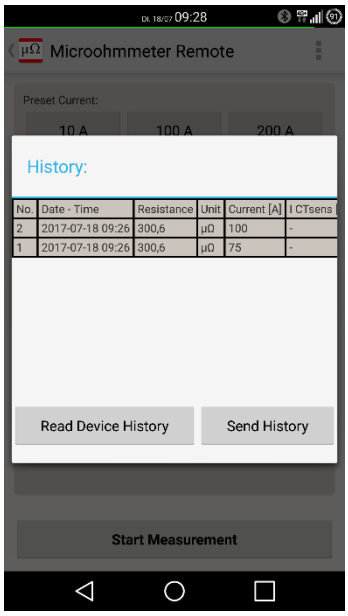

The history may be read out and sent as a CSV-file.

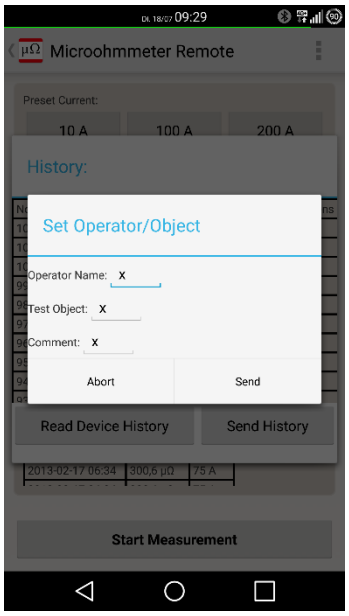

The measurement sequence can be sent by e-mail or other messenger apps.

In the "Info"-window you will find a link to our website and the e-mail address.

Micro-Ohmmeter Remote Feature List of the Application

The VG-CS-Win + software is required to use all features.

Order No: VG-CS-Fern-BT

Order No: VG-CS-WIN+

	VG-CS-Fern-BT Locked Device	VG-CS-WIN+ Unlocked Device
Start measurement	✓	✓
Change measuring current	✓	✓
Set three preset current values for fast measuring sequence	✓	✓
Show result (*)	✓	✓
Send result (*) by email or other messenger Apps (CSV files (***) are generated for easy data handling)	✓	✓
Clear result (*) history of the App	✓	✓
Show detailed results (**)	x	✓
Send detailed results (**) by email or other messengers (CSV files (***) are generated for easy data handling)	x	✓
Readout device history	x	✓
Change device settings (Current Clamp, Temperature Compensation, Buzzer)	x	✓

(*) Results includes: date, time, measuring current, resistance value
(**) detailed result included: date, time, measuring current, resistance value, current clamp value, temperature compensation value
(***) CSV files are coded in Unicode (UTF-8) character encoding

Example of a CSV-record:

Ser.#:	245				
Shunt:	150,2				
Operator Name:	xyz				
Test Object:	xyz123				
Comment:	First measurement after installation				
Date - Time	Resistance	Unit	I [A]	I CTsens [mV/A]	I CT [A]
21.07.2017 08:50	99,90	µΩ	100		
21.07.2017 08:51	99,90	µΩ	150		